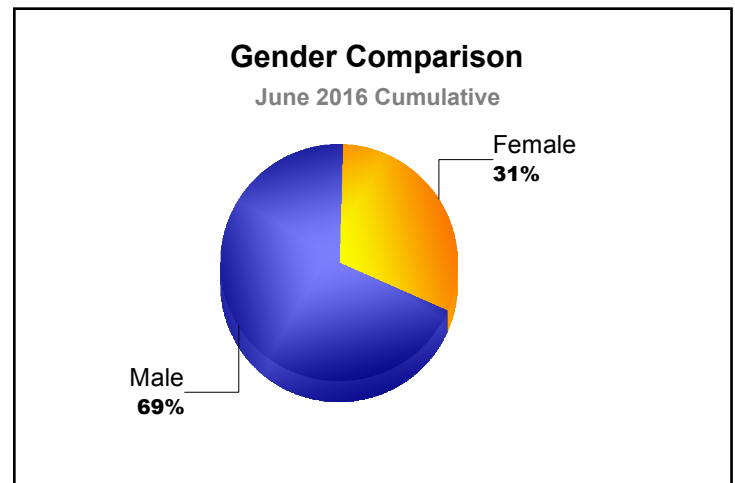
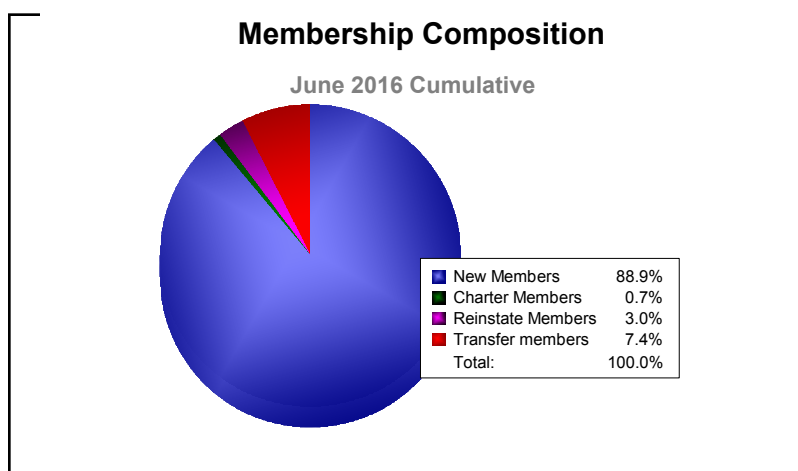
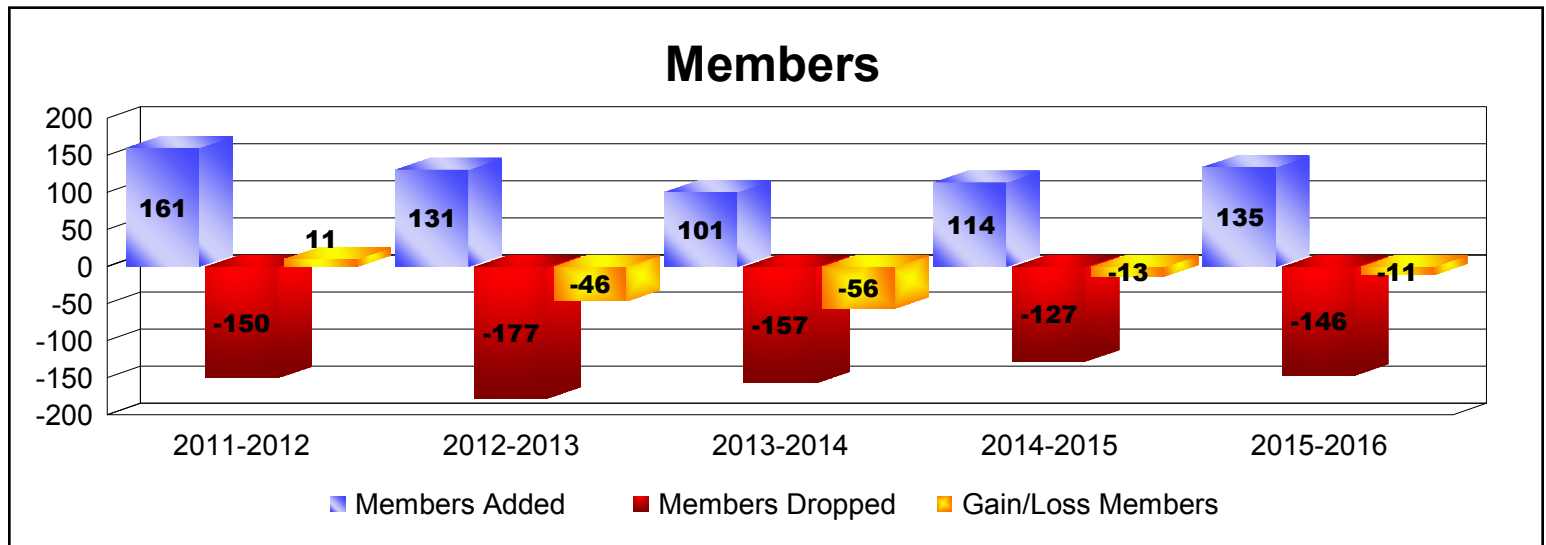
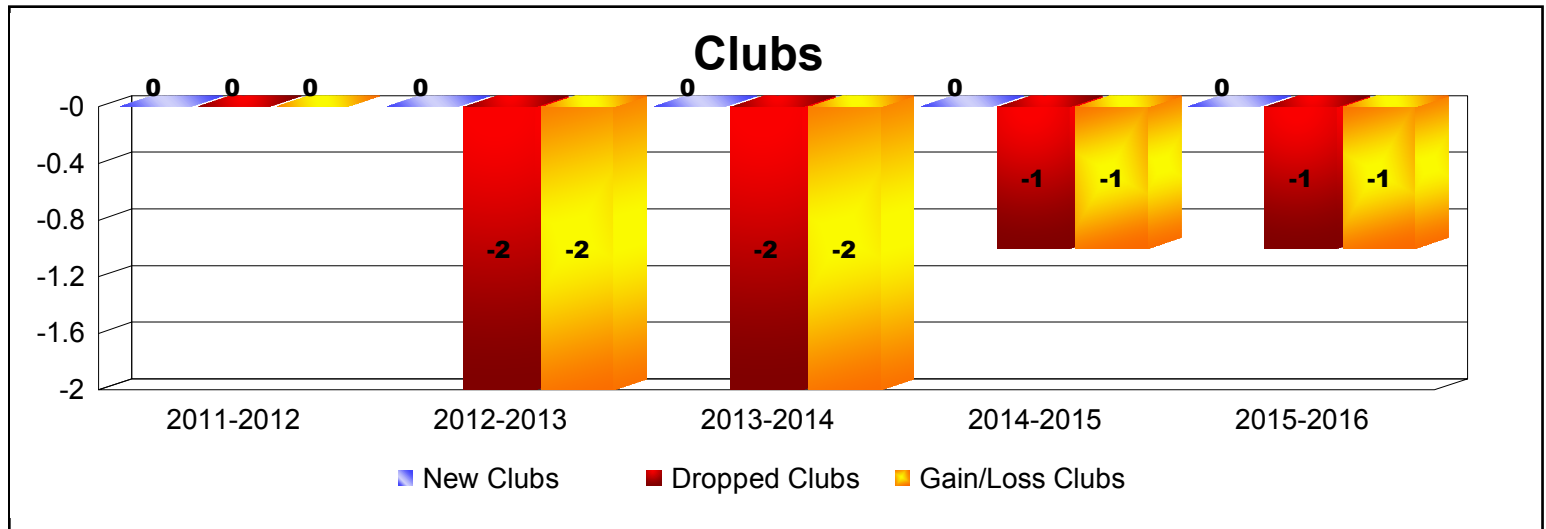


Year	New Clubs	Dropped Clubs	Gain/ Loss Clubs	New Members	Charter Members	Reinstate Members	Transfer Members	Total Member Added	Total Members Dropped	Gain/ Loss Members
2011-2012	0	0	0	131	0	13	17	161	-150	11
2012-2013	0	-2	-2	109	0	3	19	131	-177	-46
2013-2014	0	-2	-2	88	0	6	7	101	-157	-56
2014-2015	0	-1	-1	95	1	6	12	114	-127	-13
2015-2016	0	-1	-1	120	1	4	10	135	-146	-11
Average	0	-1	-1	109	0	6	13	128	-151	-23



Year	New Clubs	Dropped Clubs	Gain/ Loss Clubs	New Members	Charter Members	Reinstate Members	Transfer Members	Total Member Added	Total Members Dropped	Gain/ Loss Members
2011-2012	0	0	0	4	0	0	0	4	-5	-1
2012-2013	0	0	0	1	0	0	0	1	-2	-1
2013-2014	0	0	0	1	0	0	2	3	-9	-6
2014-2015	0	0	0	5	0	0	0	5	-5	0
2015-2016	0	0	0	3	0	1	0	4	-9	-5
Average	0	0	0	3	0	0	0	3	-6	-3

